

OHV

All-terrain Vehicles Class 1 and 2
Off-highway Motorcycles
Off-road Vehicles

REGULATIONS



OFF
ROAD
LIVIN'



can-am

X MR

KINGS OF THE MUD.

© 2014 Can-Am Inc. All rights reserved. Can-Am, the Can-Am logo, and X MR are trademarks of Can-Am Inc. or its subsidiaries. All other trademarks are the property of their respective owners. Can-Am Inc. is not responsible for any damage or injury caused by the use of its products. Can-Am Inc. is not responsible for any damage or injury caused by the use of its products. Can-Am Inc. is not responsible for any damage or injury caused by the use of its products.

Paid Advertisement

DANNER SALES - (ATV ONLY)

Inver Grove Heights

651-451-0121 - dannersales.com

JAYCOX IMPLEMENT INC

Worthington

507-376-3147 - jaycoximplement.com

LEOS SOUTH

Lakeville

952-435-5371 - leosouth.com

MINNEAPOLIS MOTOR SPORTS

Minneapolis

763-634-0244 - minneapolismotorsports.com

OLLIE'S SERVICE, INC.

Alexandria

320-763-4455 - ollieservice.com

OLSON POWER & EQUIPMENT

North Branch

651-674-4494 - olsonpower.com


ST. BONI MOTOR SPORTS

St. Bonifacius

952-446-1554 - stboni.com

POLARIS

Think Outside



CHOPPER CITY SPORTS
Fridley * 763-572-2100
choppercity.com

JACKSON SPORTS, LLC
Jackson * 507-847-3977
jacksonsports.com

TRI-K SPORTS
Maple Plain * 763-479-3719
triksports.com

© 2014 Polaris Inc. All rights reserved. Polaris, the Polaris logo, and Think Outside are trademarks of Polaris Inc. or its subsidiaries. All other trademarks are the property of their respective owners. Polaris Inc. is not responsible for any damage or injury caused by the use of its products. Polaris Inc. is not responsible for any damage or injury caused by the use of its products. Polaris Inc. is not responsible for any damage or injury caused by the use of its products.

Paid Advertisement



**REALIZE
YOUR ADVENTURE**



YAMAHA

Revs Your Heart

ST BONI MOTORSPORTS
St Bonifacius
952-446-1554
stboni.com



© 2014 Yamaha Motor Co., Ltd. All rights reserved. Yamaha, the Yamaha logo, and Revs Your Heart are trademarks of Yamaha Motor Co., Ltd. or its subsidiaries. All other trademarks are the property of their respective owners. Yamaha Motor Co., Ltd. is not responsible for any damage or injury caused by the use of its products. Yamaha Motor Co., Ltd. is not responsible for any damage or injury caused by the use of its products. Yamaha Motor Co., Ltd. is not responsible for any damage or injury caused by the use of its products.

Paid Advertisement



WILDCAT XX

Go Anywhere. Ride Over Everything.



COUNTRY CAT

Sauk Centre

320-352-3534

countrycat.com

LIGHTHOUSE MOTORSPORTS

Rosemount

651-322-4420

lighthousemotorsports.com

© 2014 Arctic Cat Inc. All rights reserved. Arctic Cat, the Arctic Cat logo, and Wildcat XX are trademarks of Arctic Cat Inc. or its subsidiaries. All other trademarks are the property of their respective owners. Arctic Cat Inc. is not responsible for any damage or injury caused by the use of its products. Arctic Cat Inc. is not responsible for any damage or injury caused by the use of its products. Arctic Cat Inc. is not responsible for any damage or injury caused by the use of its products.

Paid Advertisement

OHV DEFINITIONS

Off-highway vehicle (OHV)

The term off-highway vehicle (OHV) includes all-terrain vehicles (ATVs), off-highway motorcycles (OHMs), and off-road vehicles (ORVs).

All-terrain vehicle (ATV)

ATVs have at least three, but no more than six, low-pressure or nonpneumatic tires (not filled with or containing compressed air) with a total dry weight less than 2,000 pounds and a total width from outside of tire rim to outside of tire rim that is 65 inches or less. ATVs include Class 1 and Class 2. Dry weight is normally the weight of the vehicle without fluids. Vehicles not considered ATVs includes golf carts, mini-trucks, dune buggies, go carts, or a vehicle designed and used specifically for lawn maintenance, agriculture, logging, or mining purposes.

Class 1 ATVs

width 50 inches or less.



Class 2 ATVs width greater

than 50 inches but not more than 65 inches.



Off-highway motorcycle (OHM)

“Off-highway motorcycle” means a motorized, off-highway vehicle traveling on two wheels and having a seat or saddle designed to be straddled by the operator and handlebars for steering control, including a vehicle that is registered under chapter 168 for highway use if it is also used for off-highway operation on trails or unimproved terrain.



Off-road vehicle (ORV)

“Off-road vehicle” or “vehicle” means a motor-driven recreational vehicle capable of cross-country travel on natural terrain without benefit of a road or trail.



Off-road vehicle does not include a snowmobile; an ATV; a motorcycle; a watercraft; a farm vehicle being used for farming; a vehicle used for military, fire, emergency, or law enforcement purposes; a construction or logging vehicle used in the performance of its common function; a motor vehicle owned by or operated under contract with a utility, whether publicly or privately owned, when used for work on utilities; a commercial vehicle being used for its intended purpose; snow-grooming equipment when used for its intended purpose; or an aircraft.

Approved helmet

An approved helmet is required to meet DOT specifications. DOT is the manufacturer's certification that the helmet conforms to the applicable federal motor vehicle safety standards. Bicycle and hockey helmets are not legal helmets.





ATV MINNESOTA

YOUR VOICE FOR ATV RECREATION IN MINNESOTA

Representing 70 ATV clubs that build and maintain our trail system

\$20

MEMBERSHIP

Membership includes subscription to **Minnesota Wheelin** magazine ▶





SCAN ME

FOR MEMBERSHIP DETAILS

Join today at atvam.org or call 800-442-8826

PAID ADVERTISEMENT

INVASIVE SPECIES

If you ride ATVs, OHMs, or ORVs, start the day with clean shoes and gear by using handheld boot brush to ensure there were no missed seeds or plant parts from your last adventure.

Stay on marked and/or designated trails to keep invasive species populations localized for easier management and prevent spreading to new areas.

When you're adventure is done and before leaving a location, **Clean** your clothes and gear by picking off seeds and burrs and brushing off extra soil.

Spray down your OHV with water or compressed air to remove mud and plant parts from tires and fenders.

- Follow these simple steps to Stop Invasive Species in Your Tracks
- **Remove** plants, animals and mud from boots, gear, pets, and vehicle.
- **Clean** your gear before entering and leaving the recreation site.
- **Stay** on designated roads and trails.



TABLE OF CONTENTS

OHV Definitions	3
DNR Conservation Officers Riding Tips	7
Frequently Asked Questions	8
Off-highway Vehicle Registration	10
All-terrain Vehicle (ATV) Operation	16
General Operations of ATV, OHM and ORV	22
Off-highway Motorcycles (OHM)	26
Off-road Vehicles (ORV)	29
Trail Passes	30
Equipment Requirements for ATV, OHM and ORV	31
Enforcement	31
Public Lands and Trails	34
For More Information	39

WHAT'S NEW

As of July 1, 2021 - Driving While Impaired

- If an operator's license is revoked, suspended or canceled due to a DWI violation, they cannot legally operate any vehicle, including Off-road recreational vehicles.
- If an operator is participating in the ignition interlock device program, they cannot operate an off-road recreational vehicle or a motorboat.

A common question is "Can I drive my truck (that has interlock device) to the lake and then unload my ATV to go ice fishing?" The answer is NO, you cannot operate the ATV because no ignition interlock devices have been approved for off-road recreational vehicles, motorboats, or highway licensed motorcycles.

Regulations in this booklet are effective from July 1, 2021 through June 30, 2022.

Cover photo: Minnesota Four Wheel Drive Association

This publication is partially funded through advertising revenue. The State of Minnesota and the Minnesota Department of Natural Resources (DNR) can neither endorse the products or services advertised nor accept any liability arising from the use of these products or services.

2020 ATV Volunteer Instructor of the Year

The Minnesota Department of Natural Resources has named David Andrews Jr., a volunteer ATV safety instructor in Grand Rapids, as the 2020 ATV instructor of the year.

Andrews, an active and founding member of the Rapids Riders ATV Club, has been a volunteer ATV safety instructor and active in the DNR's Volunteer Trail Ambassador program since 2007. In that time, he's taught about 1,200 students as part of 40 classes. In addition, he's a volunteer firearms safety instructor and active in several other local and statewide conservation and community organizations.

"Whether he's teaching new riders in class, or reinforcing safe riding habits among the people he meets on the trail through his work as a Trail Ambassador, David has a long track record of helping people enjoy the outdoors safely," said DNR Conservation Officer Tom Sutherland, who is stationed in Grand Rapids. "He goes above and beyond to ensure people have the skills they need to enjoy a lifetime of safe riding."

Learn how you can become a DNR youth volunteer instructor at: mndnr.gov/safety/instructors



Conservation Officer Thomas Sutherland and volunteer instructor David Andrews Jr.

DNR Conservation Officers (CO) Riding Tips

CO
TIPS



Headlights on for Safety

Minnesota law says, a person may not drive or operate an all-terrain vehicle without headlight and taillight lighted at all times if the vehicle is equipped with headlight and taillight.

- Read the owner's manual.
- Recommend everyone should take a safety training course.
- Wear helmets at all times.
- Fasten seatbelts at all times.
- Headlights are required by law when operating an ATV at all times.
- Always supervise young or inexperienced riders.
- Avoid alcohol or drugs.
- Stay to the right on trails and be aware of oncoming traffic.
- Maintain safe distances when following other riders.
- Reduce your speed on corners and when riding at night.
- Always yield to other motor vehicles and trail users.



EVERY RIDE.
HELMETS AND SEAT BELTS SAVE LIVES
EVERY TIME.



For current trail conditions, map downloads, nearby services, and more, check out www.mndnr.gov/ohv

FREQUENTLY ASKED QUESTIONS

WHERE TO RIDE

Q: Can I drive my ATV on the side of a road or city street?

A: It depends on the type of ATV and Age of operator. Check with local county and city officials or road authority.

Q: Can I operate an OHM in the ditches?

A: No, OHMs cannot be operated in ditches unless on a designated trail that includes OHMs.

Q: Do I need a valid driver's license to operate an ATV?

A: It depends on where you operate your ATV. A driver, age 16 and older, will need a valid driver's license to make a direct crossing of a roadway or operate within the road right-of-way. A valid driver's license is not needed for operation on state ATV trails.

Q: Can I ride my ATV or OHM on a snowmobile trail?

A: No, most snowmobile trails cross private lands that only allow public use during the winter season by snowmobiles. Any other use may be considered trespassing. Exception: Trails and roads on state forest lands remain open to public use until groomed unless signed "closed."

Q: Where can I ride my Class 1 ATV?

A: For a list of trails for Class 1 ATVs, see the riding opportunities at mndnr.gov/ohv.

EQUIPMENT

Q: Where can I ride my ATV if I put tracks on it?

A: Once you put tracks on a Class 1 or Class 2 ATV it is considered an ORV. You may operate:

- on frozen waters
- on state forest roads in state forests classified as "limited" or "managed"
- in ORV special use areas on Private property with permission of landowner

Q: Can I have an infant or toddler ride with me?

A: By law, anyone under age 18 is required to wear a DOT approved helmet (see page 3) and seat belts (if equipped). Adult/teen size helmets are not suitable for infant/toddlers as they don't have sufficient neck muscle strength to hold up a helmet. To improve safety of youth riding in an ATV, a belt-positioning booster seat can be used to fit a seat belt properly.

Continued...

OFF-HIGHWAY VEHICLE REGISTRATION

Q: How and where do I register an OHV?

A: You must be at least 18 years old to register. Go in person to any deputy registrar office (where automobile license tabs are purchased) or at the DNR License Center in St. Paul. You will be provided a registration card and decal for your off-highway vehicle. You may renew your OHV registration online at mndnr.gov/licenses/ohv.

Q: What information do I need to register an OHV?

A: Need to have the make, model, year, serial number, and sales receipt or bill of sale. For OHM registration, the engine size is required. For ATV registration, along with engine size, the dry weight and width from outside rim to outside rim is required.

Q: I purchased at a dealership, how do I apply for registration?

A: ATVs and OHMs purchased from a retail dealer must be registered with the DNR on behalf of the customer. The dealer will issue a temporary 21-day registration. A registration card and an expiration decal.

Q: What if I sell my OHV?

A: If you sell your OHV, give the new owner a signed bill of sale that includes the serial number of the vehicle along with make and model. The serial number can be found on the registration card.

Q: What if I buy a OHM or ATV from another owner?

A: The new owner must report the transfer of ownership within 15 days of the sale at a deputy registrar office or at the DNR License Center in St. Paul. A new owner can be charged with a misdemeanor for failure to file and transfer ownership within 15 days of the sale.

Q: Does my ATV need to have registration to operate on frozen waters?

A: Yes, ATV public use registration is needed if it will be driven on public trails, public land, frozen water or the roadway.

Q: I'm a Minnesota resident and my ATV is registered in Wisconsin.

Do I need the nonresident trail pass?

A: No, residents do not need this trail pass even if their vehicle is registered in a different state.

Q: I have a Private/Agricultural Use registration on my ATV, now I want to go use it on a state ATV trail. Can I operate on the trail?

A: No, you will need to purchase a Public Use Registration (3 year registration) before operating on state or grant-in-aid ATV trails.

OFF-HIGHWAY VEHICLE REGISTRATION

All off-highway vehicles must be registered to operate in Minnesota. Fees for off-highway vehicle registrations go into specific vehicle fund accounts that pay for trail maintenance, safety training and enforcement.

ATV REGISTRATION

All-terrain vehicles can be registered as either a Class 1 ATV or a Class 2 ATV (see page 3 for definitions). All ATVs operated in Minnesota must be registered with the DNR, including those used exclusively on private property. See exceptions page 11. Class 1 or Class 2 will be indicated on the owner's ATV registration card and decal.

Display of numbers and decals for ATVs

Registered ATVs must display the current public use registration number and decal(s) on a plate as indicated below. The plate and decal must be maintained in a clear and legible condition.

Registration plate must be:

- at least 4 inches high and 7½ inches long;
- clearly visible on the back of the vehicle; and
- at least 12 inches from the ground.

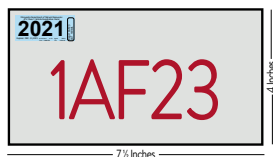
Registration letters and numbers must be:

- at least 1½ inches high with a ⅜ inch stroke;
- in English and placed from left to right; and
- in a color that contrasts with the background of the plate.

What type of registration is needed?

Public use

- If you will ride this ATV on public ATV trails, public land, frozen water and roadways.
- The decal must be displayed in the upper left section of the plate. This registration is valid for three years. Registration expires on December 31 of the third year.



Private/agricultural use

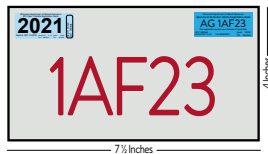
- If you will use your ATV (Class 1 or Class 2) exclusively for private or agricultural activities, harvesting wood, or on private property.
- The decal must be displayed in the upper right section of the plate. This registration does not expire and is valid until the ownership of the ATV is transferred.



Continued...

Both public and private use registration

- The public use decal and private use decal must be displayed in the appropriate section of the plate. Public use decal on the upper left and private use in the upper right and a series of letters and number along the bottom.



Collector use

- If your ATV is 25 years or older.
- ATVs 25 years and older are exempt from registration if they were originally produced as a separate, identifiable make by a manufacturer. This registration is nontransferable.



Exemptions

There are exemptions provided by law. If your answer is “YES” to any of the statements below, registration is not required.

If you are operating an:

- ATV, OHM or ORV registered in another state or country and not in Minnesota for more than 30 consecutive days.
- ATV, OHM or ORV owned by federal, local and tribal governments.
- ATV that is used exclusively in organized track racing events.
- ATV owned by a resident of another state or country that does not require registration of the ATV, not in Minnesota for more than 30 consecutive days, and is operated on state and grant-in-aid trails by a nonresident possessing a nonresident state trail pass.
- ATV that is registered by an Indian tribal government to a tribal member and has not been outside the tribal reservation boundary for more than 30 consecutive days.
- ATV that is 25 years or older (see above).
- ATV on a state and/or grant-in-aid trail on June 11-13, 2021, Free Riding Weekend. (ATV registration and nonresident ATV trail passes will not be required to ride on state and grant-in-aid trails those days.)
- OHM operated by a person participating in an event for which the Minnesota DNR has issued a special use permit exempting the registration or nonresident trail pass requirements.
- OHMs not in Minnesota for more than 30 consecutive days and are operated on state and grant-in-aid trails by a nonresident possessing a nonresident state trail pass.
- OHM or ORV licensed for highway use when operated on forest roads.
- ORV operated on frozen waters or private property (not a designated ORV trail).

FREE RIDING WEEKEND

ATV registration and nonresident ATV trail passes will not be required to ride on state and grant-in-aid trails on June 10-12, 2022.



OHM REGISTRATION

All OHMs operated in Minnesota must be registered with DNR. See page 11 for exemptions. Even when operated on private property, registration is required. This registration is valid for three years.

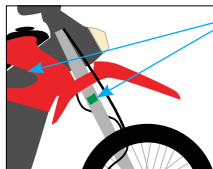
OHM recreational registration and highway use license

Some OHMs are equipped so that they may be legally licensed for highway use. An OHM licensed for highway use which is also used off-road must have both the regular motorcycle license and the DNR OHM registration. An OHM registered for off-road use may also be licensed for highway use if properly equipped. Equipment requirements include: headlights, taillights, mirrors, horn, and other modifications. Contact the Department of Public Safety for further details and application procedures.



OHMs licensed in Minnesota for roadway use and registered for off-road use

Display the OHM decal in the upper left corner of the rear regular motorcycle license plate. The DNR registration number should not be displayed.



OHMs registered only for off-road use

If the motorcycle is not licensed as a motor vehicle, the decal must be attached on the side of the motorcycle and may be attached to the fork tube. The decal must be attached in a manner so that it is visible while a rider is on the motorcycle.

REPLACEMENT REGISTRATION CARDS AND DECALS

You may obtain a ATV and OHM replacement registration card for \$10.00 or a replacement decal for \$6.00 from the DNR License Center or a deputy registrar office (where automobile license tabs are purchased). Replacement decals and numbers must be affixed in the same manner as the original. You are not required to carry the registration card, but when a law enforcement officer requests to see it, it must be provided within a reasonable time period.

ORV REGISTRATION

All ORVs operated on DNR designated or grant-in-aid ORV trails or recreational vehicle use areas must be registered with the DNR. This registration is valid for three years.

ORV recreational registration and highway use license

An ORV licensed for highway use which is also operated on designated public ORV use areas or trails must display the regular vehicle license plate and DNR ORV registration decal.



ORV registered only for off-road use

Display the current decal on a plate at least 4 inches high and 7½ inches long. No registration number should be displayed. The plate must be clearly visible on the back of the vehicle and at least 12 inches from the ground. The decal must be displayed in the upper left corner of the plate. The plate and decal must be maintained in a clear and legible condition.



ORVs licensed in Minnesota for roadway use and registered for off-road use

If the vehicle is licensed as a motor vehicle, the registration decal must be affixed on the upper left corner of the rear license plate.

ORV REGISTRATION-FREE DAY AT THE IRON RANGE OHV RECREATION AREA

On May 21, 2022, the Iron Range Off-highway Vehicle Recreation Area will not require registration from any ORV riders that visit the site. The ORV registration-free day falls on the third Saturday in May each year.

Continued...

DEALER AND MANUFACTURER REGISTRATION REQUIREMENTS

Registration is required by OHV dealers and manufacturers to operate OHVs for testing or demonstration purposes. OHV dealerships and manufacturers may make application for registration at local deputy registrar office and directly with the DNR License bureau in St. Paul. Registration plates will be sent out from the license bureau.

The registration certificate documents must be prominently displayed in the place of business.

The registration plate must be displayed on the OHV before dealers or manufacturers may operate or allow operation of any off-highway vehicle they own.

REGISTRATION FEES

All-terrain vehicle registration fees - effective 07/01/2017

TYPE OF TRANSACTION	FEE	ISSUING FEE	DURATION
New (unregistered)	60.00	8.50	3 calendar years
Renewal only	60.00	6.00	3 calendar years
Transfer only	4.00	8.50	
Renewal and transfer	64.00	8.50	
Duplicate registration card	4.00	6.00	
Duplicate registration decal only	0.00	6.00	
Dealer's registration	50.00	8.50	1 year
Dealer's registration renewal	50.00	6.00	1 year
Manufacturer's registration	150.00	8.50	1 year
Manufacturer's registration renewal	150.00	6.00	1 year
Nonresident trail pass	30.00	1.00	1 year
Duplicate nonresident trail pass	2.00	.50	
New collector ATV	6.00	8.50	Nonexpiring
Duplicate collector ATV	4.00	6.00	

Private/agricultural registration fees - effective 07/01/2017

TYPE OF TRANSACTION	FEE	ISSUING FEE	DURATION
New (unregistered)	6.00	8.50	
Duplicate registration card	4.00	6.00	
Duplicate registration decal only	0.00	6.00	

Off-road vehicle registration fees - effective 07/01/2017

TYPE OF TRANSACTION	FEE	ISSUING FEE	DURATION
New (unregistered)	30.00	8.50	3 calendar years
Renewal only	30.00	6.00	3 calendar years
30-day resident trail pass	20.00	1.00	30 consecutive days
Transfer only	4.00	8.50	
Renewal & transfer	34.00	8.50	
Duplicate registration card	4.00	6.00	
Duplicate registration decal only	0.00	6.00	
Dealer's registration	50.00	8.50	1 year
Dealer's registration renewal	50.00	6.00	1 year
Manufacturer's registration	150.00	8.50	1 year
Manufacturer's registration renewal	150.00	6.00	1 year
One-year nonresident trail pass	20.00	1.00	1 year
Three-year nonresident trail pass	30.00	1.00	3 years
Duplicate nonresident trail pass	2.00	.50	

Off-highway motorcycle registration fees - effective 07/01/2017

TYPE OF TRANSACTION	FEE	ISSUING FEE	DURATION
New (unregistered)	30.00	8.50	3 calendar years
Renewal only	30.00	6.00	3 calendar years
Transfer only	4.00	8.50	
Renewal and transfer	34.00	8.50	
Duplicate registration card	4.00	6.00	
Duplicate registration decal only	0.00	6.00	
Dealer's registration	50.00	8.50	1 year
Dealer's registration renewal	50.00	6.00	1 year
Manufacturer's registration	150.00	8.50	1 year
Manufacturer's registration renewal	150.00	6.00	1 year
One-year nonresident trail pass	20.00	1.00	1 year

ALL-TERRAIN VEHICLE (ATV) OPERATION

ATV SAFETY TRAINING REQUIREMENTS

These requirements are for residents and nonresidents.

An individual who was born after July 1, 1987, and who is 16 years of age or older, must successfully complete the independent study course component of all-terrain vehicle safety training before operating an all-terrain vehicle on public lands or waters, public road rights-of-way, or state or grant-in-aid trails.

Exception: A person at least 10 years of age but under 12 years of age may operate an all-terrain vehicle with an engine capacity up to 110cc if the vehicle is a Class 1 all-terrain vehicle with straddle-style seating or up to 170cc if the vehicle is a Class 1 all-terrain vehicle with side-by-side-style seating on public lands or waters if accompanied by a parent or legal guardian.

The Minnesota DNR ATV Safety class includes information on: basic operation, common parts and controls, operating safely and responsibly, trail riding, laws, riding skills, and protecting the environment.



Ages 10 to 15

Youth will complete the two-step process to ATV Safety Certification:

1. Complete the ATV safety online training course.
2. Attend a hands-on ATV course.

Online training course: atvcourse.com Fee: \$24.95

Hands-on ATV course: Find a schedule of hands-on courses at mndnr.gov/safety/vehicle/atv. Go to Education and Safety tab, and then under recreational vehicle safety classes, click on ATV Safety to find the hands-on ATV course calendar.

- Additional fees may apply when attending the hands-on ATV course.
- Student is required to fit their ATV in order to participate in the ATV course. See page 21.
- Contact the lead ATV instructor for additional information.

Ages 16 and older

Anyone who is 16 years or older must successfully complete the online ATV Safety Training before operating an ATV on public lands, frozen waters, public road rights-of-way, or state or grant-in-aid trails. Not required to attend the hands-on ATV course.

Alternate ATV safety training certification

Proof of completing an ATV safety course that includes a riding component offered by the ATV Safety Institute (ASI) or another state is adequate to meet the ATV safety certification requirements of Minnesota.

For information about safety training classes, call the DNR Safety Training Program at 800-366-8917 or go to mndnr.gov/safety/vehicle/atv.

Hands-on ATV course

Find a schedule of hands-on courses at mndnr.gov/atv. Go to Education and Safety tab, and then under recreational vehicle safety classes, click on ATV Safety to find the hands-on ATV course calendar.

ALL-TERRAIN VEHICLE (ATV) OPERATIONS FOR CLASS 1 AND 2

Safety first—helmets

Operators and passengers under age 18 are required to wear a helmet when operating on public lands, frozen waters, and road rights-of-way. See page 3 for the definition of an Approved Helmet.

Safety first—seat belts

The U.S. Product Safety Commission and the Minnesota DNR recommends all riders use seat belts if equipped by the manufacturer. Potential for severe injury and death are greatly reduced with wearing seat belts.

Under Minnesota Law: A person less than 18 years of age shall not ride as a passenger or as an operator of an all-terrain vehicle without wearing a seat belt when provided by the manufacturer.

A person may not drive or operate an all-terrain vehicle:

- at a rate of speed greater than reasonable or proper under the surrounding circumstances;
- in a careless, reckless, or negligent manner so as to endanger or to cause injury or damage to the person or property of another;
- without headlight and taillight lighted at all times if the vehicle is equipped with headlight and taillight;
- without a functioning stoplight if so equipped;
- without a brake operational by either hand or foot;
- with more than one person on the vehicle, see Passenger sections under Class 1 and Class 2 ATV;
- at a speed exceeding 10-miles per hour on the frozen surface of public waters within 100 feet of a person not on an all-terrain vehicle or within 100 feet of a fishing shelter;
- across a bridge that is part of the traveled lanes of an interstate highway; or
- on grant-in-aid snowmobile and non-motorized trails closed to ATVs unless specifically allowed.

CLASS 1 ATV OPERATIONS

The owner or adult in control of an ATV is legally responsible to ensure it is operated according to the following requirements.



Under age 10

- May operate only on private property with permission of the owner.

Ages 10 and 11

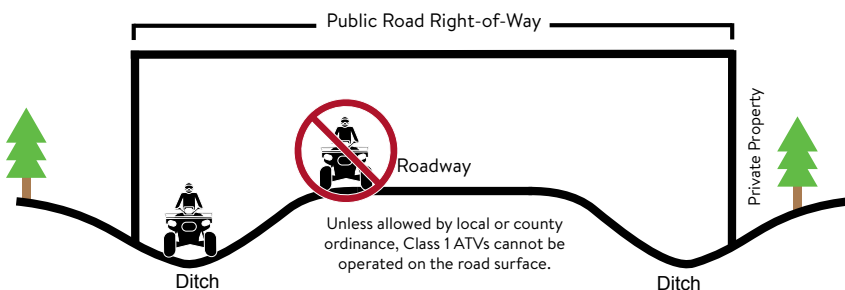
- May operate only on private property with permission of the owner, except an ATV with a straddle seat up to 110cc or up to 170cc with side-by-side seating on public lands and frozen waters if accompanied by parent or legal guardian.

Ages 12 to 15

- Must have permission from their parent or guardian to operate an ATV.
- May not operate an ATV on public lands or water, or on state or grant-in-aid trails, if the person cannot properly reach and control the handlebars and reach the foot pegs while sitting upright on the seat.
- May make a direct crossing of a public road right-of-way of a trunk, county state-aid, or county highway or operate on public lands and waters or state or grant-in-aid trails, only if that person possesses a valid all-terrain vehicle safety certificate issued by the commissioner and is accompanied on another ATV by a person 18 years of age or older who holds a valid driver's license.
- May operate on the bank, slope, ditch of a public road right-of-way or roadway open by local ordinance with a valid ATV Safety Certificate when accompanied by a parent or legal guardian on a separate ATV.

Ages 16 and 17

- Must have a valid driver's license and ATV Safety Certificate to make a direct crossing of a roadway or operate on road rights-of-way or roadway open by local ordinance.



A person shall not operate an all-terrain vehicle at any time within the right-of-way of an interstate highway or freeway within this state.

Continued...

Passengers on a Class 1 ATV (MN Statute 84.9257 Passengers)

- A person 12 to 17 years of age may operate a Class 1 all-terrain vehicle carrying only one passenger and the passenger must be the person's parent or legal guardian.
- A person 18 years of age or older may operate a Class 1 all-terrain vehicle carrying only one passenger.

A person with a valid driver's license may operate a Class 1 ATV:

- In the ditch or the outside bank or slope of a trunk, county state-aid, or county highway unless prohibited under local road authority.
- Registered for private use and being used for agricultural purposes on a public right-of-way of a trunk, county, state aid, or county highway, if the ATV is on the extreme right side of the road. A left turn may be made if it is safe to do so.
- On the far right side of a township road, unless prohibited by local regulations. If traveling at a slower speed than other traffic on the township road, the ATV should be driven as close as practical to the right edge of the road.
- On a bridge, a roadway shoulder, or the inside bank of a public road right-of-way if necessary to avoid obstructions to travel or environmentally sensitive areas. You must remain in the farthest right lane, enter the roadway within 100 feet of the bridge, obstacle, or area, and make the crossing without delay.

Class 1 ATV with steering wheel

A person may operate a Class 1 all-terrain vehicle designed by the manufacturer for off-road use to be driven by a steering wheel and equipped with operator and passenger seat belts and a roll-over protective structure within the public road right-of-way of a county state-aid or county highway on the right shoulder or the extreme right-hand side of the road and left turns may be made from any part of the road if it is safe to do so under the prevailing conditions, unless prohibited by local ordinance.

CLASS 2 ATV OPERATIONS

A person under 15 years of age shall not operate a class 2 all-terrain vehicle.



In addition to the information found on page 17 and 18, a class 2 all-terrain vehicle may be operated:

- within the public road right-of-way of a county state-aid or county highway on the right shoulder or the extreme right-hand side of the road and left turns may be made from any part of the road if it is safe to do so under the prevailing conditions;
- on the bank, slope, or ditch of a public road right-of-way of a trunk, county state-aid, or county highway but only to access businesses or make trail connections, and left turns may be made from any part of the road if it is safe to do so under the prevailing conditions;
- on the bank or ditch of a public road right-of-way on a designated class 2 all-terrain vehicle trail.

A road authority as defined under Minnesota statute 160.02, subdivision 25, may after a public hearing restrict the use of all-terrain vehicles in the public road right-of-way under its jurisdiction.

Continued...

Ages 16 to 17

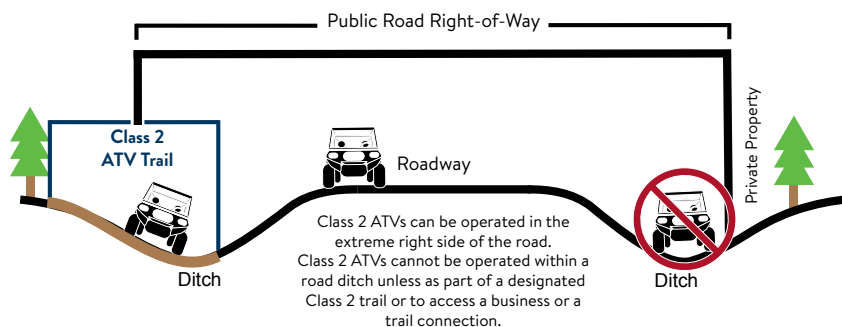
- Must have a valid driver's license and a ATV safety certificate to make a direct crossing of a roadway or operate on road rights-of-way.
- Must wear a DOT rated helmet and seat belt (if equipped). (Required under Minnesota law.)

A person with a valid drivers license may operate a Class 2 ATV:

- on frozen lake surfaces;
- on state forest roads; or
- within the public road right-of-way of a county state-aid or county highway on the right shoulder or the extreme right-hand side of the road and left turns may be made from any part of the road if it is safe to do so under the prevailing conditions, unless prohibited by the road authority or other local laws.

Passengers on Class 2 ATVs

A person 18 years of age or older may operate a Class 2 all-terrain vehicle while carrying only one passenger, or up to the number of passengers for which the vehicle was designed, whichever is greater. MN Statute 84.9257 Passengers.



A person shall not operate an all-terrain vehicle at any time within the right-of-way of an interstate highway or freeway within this state.

Minnesota Statute 169.045 SPECIAL VEHICLE USE ON ROADWAY

The governing body of any county, home rule charter or statutory city, or town may by ordinance authorize the operation of motorized golf carts, all-terrain vehicles, utility task vehicles, or mini trucks, on designated roadways or portions thereof under its jurisdiction.

See the Minnesota Office of the Revisor of Statutes website for the full text of law.

ATV FIT LAW—ONE SIZE DOES NOT FIT ALL!

To operate an ATV on public lands or frozen waters, or on state or grant-in-aid trails, operators under age 16 must:

- Be able to properly reach and control the handlebars and reach the foot pegs while sitting upright on an ATV with straddle-style seating.
- Be able to properly reach the steering wheel and foot controls of a Class 1 ATV with side-by-side seating while sitting upright with the seat belt fully engaged.



Seat clearance: There should be a minimum of 3 inches between operator and the ATV seat. Proper clearance enables the operator to maintain balance on the foot rests when riding over rough terrain. Maintaining balance prevents the operator from falling off or being thrown from the machine.



Upper legs: While seated, the operator's upper legs should be horizontal (parallel to the ground).

Arm length: While seated on the machine and gripping the handle bar, there should be a distinct bend in the arm at the elbow. Without it, there will not be sufficient reach to properly grip the handlebars when turning and riding.

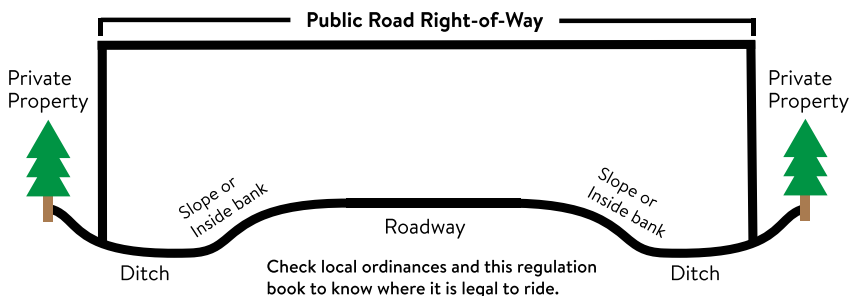


Hand size: With the hand gripping the handle bar, extend the fingers to the brake lever. The first joint of the index finger should extend beyond the brake lever. If it doesn't, then the hand is too small to safely operate the brake. Also, check to see that the arm length is sufficient to properly operate the brake lever and throttle while the handlebars are turned to the far left and right.

GENERAL OPERATIONS OF ATV, OHV AND ORV

PUBLIC ROAD RIGHT-OF-WAY

Public road right-of-way means the entire right-of-way of a roadway that is not privately owned, including the traveled portions, banks, ditches, shoulders, and medians.



OHV riding may be permitted on grant-in-aid trails that include portions of the public road right-of-way when signed for that vehicle type.

Crossing a public road right-of-way

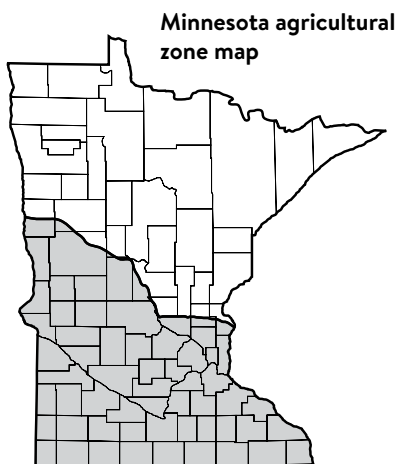
An all-terrain vehicle may make a direct crossing of a public road right-of-way provided:

- the crossing is made at an angle of approximately 90 degrees to the direction of the road and at a place where no obstruction prevents a quick and safe crossing;
- the vehicle is brought to a complete stop before crossing the shoulder or main-traveled way of the road;
- the driver yields the right-of-way to all on-coming traffic that constitutes an immediate hazard;
- in crossing a divided road, the crossing is made only at an intersection of the road with another public road; and
- if the crossing is made between the hours of ½ hour after sunset to ½ hour before sunrise or in conditions of reduced visibility, only if both front and rear lights are on.

AGRICULTURAL ZONE RESTRICTION

A person shall not operate an all-terrain vehicle within the public road right-of-way of a trunk, county state-aid, or county highway from April 1 to August 1 in the agricultural zone unless the vehicle is being used exclusively as transportation to and from work on agricultural lands.

The Minnesota agricultural zone is the area lying south and west of a line formed by the following highway rights-of-way: starting at the North Dakota border, the line goes east along U.S. Highway 10 to State Highway 23, then follows Highway 23 east to State Highway 95 to the Wisconsin border. The agricultural zone does not include the rights-of-way of these boundary highways, and applies only to Class 1 ATV use.



OPERATION RESTRICTIONS

You may not operate OHVs:

- in a careless, reckless or negligent manner that endangers another person or property;
- on restricted areas within public lands that are posted or where gates or other clearly visible structures are placed to prevent unauthorized motorized vehicle access;
- on the median of a four-lane highway;
- within the right-of-way of any interstate highway or freeway;
- on the right-of-way between opposing lanes of traffic;
- on grant-in-aid snowmobile trails;
- on designated non-motorized trails;
- at airports;
- on any frozen public waters where you don't have legal access or where it is prohibited;
- in any area restricted by local ordinances;
- in a tree nursery or planting area;
- on state forest lands that are posted or designated "closed" to motorized uses.
- on agricultural land without permission; or
- in most state parks, state recreation areas, state historic sites, wildlife management areas (WMAs), state scientific and natural areas (SNAs) with the exception of posted trails and areas. Exception: OHVs that are licensed highway motor vehicles may be operated on established roads at speeds up to 20 miles per hour in the following WMAs: Carlos Avery, Hubbel Pond, Mille Lacs, Red Lake, Roseau River, and Thief Lake.

OTHER PROHIBITIONS

You may not:

- litter;
- enter or leave lands by cutting wire or tearing down a fence;
- mutilate, destroy, damage or remove any property within a trail or on state land; or
- post, damage or remove any signs on any lands or waters unless you are the landowner, occupant or lessee of the property.

OHVS AND WETLAND DISTURBANCE

You may not operate an OHV in a manner to:

- indicate a willful, wanton or reckless disregard for the safety of persons or property;
- carelessly upset the natural and ecological balance of a wetland or public waters wetland;
- impact a wetland or public waters wetland in excess of minimum amounts established by law;
- ride below the ordinary high-water level of unfrozen public waters that are lakes, streams, rivers, and certain wetlands, or in calcareous fens.

There are increased penalties for OHV wetland disturbance. Conviction may be a gross misdemeanor and the OHV (ATV, OHM and ORV) may be forfeited. Wetland restrictions apply to private land as well as public land, and vary by area of the state and other criteria.

DON'T SPEED

Never operate an off-highway vehicle at a speed greater than is reasonable under all of the surrounding circumstances or greater than the posted speed limit on any public lands, waters, trails, or public road rights-of-way. Watch for and obey speed limit signs posted on trails. Speed limits may be waived in writing by the DNR for an organized race or competitive event.

WHEN TRAIL RIDING

- Obey all trail signs.
- All designated trails are two-way unless posted otherwise. One-way trails must be traveled in the direction indicated.



Directional
Marker Sign



Intersection
Ahead Sign



Stop Sign



Caution Sign

Continued...

- Stay to the right when meeting or being passed by another trail user.
- You must pass on the left half of the tread-way and only when the trail is free from on-coming traffic to safely pass the other trail user.
- Yield to non-motorized trail users and shut off your engine when meeting a horse until the horse has passed or until waved on.
- When entering or crossing a trail you must yield to trail traffic. When two trail users are about to enter an unmarked tread-way intersection from different directions, the trail user to the right has the right-of-way.

CAN I RIDE AN OHV IN THE METRO AREA?

In the seven-county metro area

In the following counties—Anoka, Carver, Dakota, Hennepin, Ramsey, Scott or Washington (the seven-county metro area)—you may ride OHVs on:

- Your own land.
- Land posted with signs specifically permitting the use of OHVs.

You may not ride OHVs on land you do not own unless given written or verbal permission by the owner, occupant or lessee.

Land uses vary. Be sure to check federal, state and local regulations for specific restrictions.



Minnesota statute 84.90
Subd 2 & Subd 3

Outside of the seven-county metro area

No person shall enter on any land not owned by the person for the purpose of operating a recreational motor vehicle after being notified, either orally or by written or posted notice, by the owner, occupant, or lessee not to do so.

Check for other government regulations or ordinances

A county, city or town may by ordinance allow operation of an all-terrain vehicle on a public road or street under its jurisdiction to access businesses and residences and to make trail connections. Check with the appropriate unit of government for additional regulations or restrictions.

Unless otherwise prohibited, a county board by ordinance may allow the operation of all-terrain vehicles on the road right-of-way shoulder, or inside bank or slope of a county highway or county state-aid highway, if: 1) the highway is in the agricultural zone; or 2) safe operation in the ditch or outside slope is impossible, and the county posts the appropriate notice.

OFF-HIGHWAY MOTORCYCLES (OHM)

OHM SAFETY TRAINING REQUIREMENT

Ages 6 to 15

OHM operators under age 16 are required to have in possession an OHM safety certificate to operate on public lands, frozen waters, and state or grant-in-aid trails in Minnesota. The Minnesota DNR OHM Safety course includes information on: basic operation, common parts and controls, operating safely and responsibly, trail riding, rules and laws, riding skills and protecting the environment.



Website: atvcourse.com/usa/minnesota

Search for OHM Course

After completing all the online course requirements, you will be able to print a certificate of completion. To obtain your permanent safety certificate. Mail the certificate of completion along with a \$5.00 (check/money order) fee written out to the "Minnesota DNR." Mail to DNR Safety Training and Education, Camp Ripley, 15011 HWY 115, Little Falls, MN 56345. For more information, call the DNR Safety Training Program at 800-366-8917 or go to mndnr.gov/safety/vehicle/ohm

OHM YOUTH OPERATORS

Helmets

Operators under age 18 are required to wear a helmet when operating on public lands, frozen waters, and road rights-of-way. See page 3 for the definition of an approved helmet.

Continued...



Under age 12

- Must wear eye protection and an approved helmet.
- Must have in possession a valid OHM safety certificate when operating on public lands and frozen waters.
- May not make a direct crossing of a public road right-of-way.
- May not operate OHM on a public road or public road right-of-way.
- May not operate OHM on public lands or frozen public waters unless accompanied by a person age 18 or older. Exception: an operator participating in a DNR permitted event is not required to be accompanied by an adult.

Under Age 16

- Must wear eye protection and an approved helmet.
- Must have in possession a valid OHM safety certificate when operating on public lands, frozen waters, and public road rights-of-way.
- May make a direct crossing of a public road (except an interstate highway) if accompanied by a person age 18 or older with a valid driver's license.

Ages 16 and 17

- Must wear eye protection and an approved helmet when operating on public lands, frozen waters, and public road rights-of-way.
- Must have a valid driver's license to operate an OHM on a public roadway, and the motorcycle must be licensed for highway use. (A driver's license is not required on designated trails when the trail specifically includes the road right-of-way).

NONRESIDENT YOUTH OHM OPERATORS

Nonresidents under age 16 may operate an OHM on public lands or frozen waters if they have in possession proof of completing an OHM safety course offered by the Motorcycle Safety Foundation (MSF) Dirt bike School, or another state and are accompanied by a person age 18 or older who has a valid driver's license.

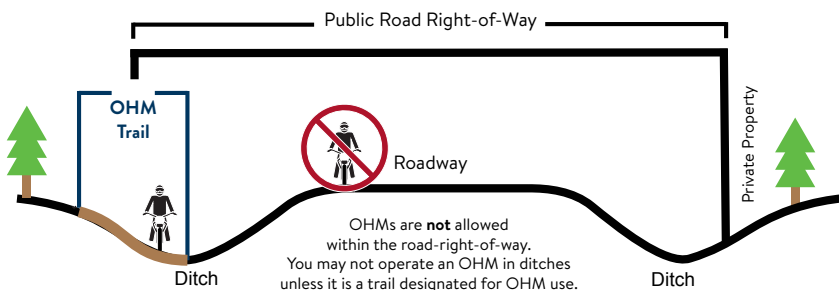
OHM GENERAL OPERATIONS

- You may not operate an OHM in ditches, unless it is a trail designated for OHM use.
- OHMs registered for highway use may operate on roadways.
- A valid driver's license with a motorcycle endorsement is required to operate anywhere on road rights-of-way, including crossing roads. The only exception would be on portions of a designated trail that specifically include a road right-of-way.
- Your OHM must have a headlight, taillight and brakes to be operated on a public road. The lights must be on while operating on a trunk, county, state aid, or county highway; or when crossing a public road right-of-way, ½ hour after sunset to ½ hour before sunrise; or in conditions of reduced visibility.
- You must wear eye protection when operating an OHM.
- You may not exceed 10 mph on the frozen surface of public waters within 100 feet of a person fishing or a fish house or other shelter.
- Sound levels for OHMs manufactured after 1986 may not exceed 96 decibels when operated on public lands.

CROSSING PUBLIC ROAD RIGHT-OF-WAY

A person operating an off-highway motorcycle may make a direct crossing of a public road right-of-way provided:

- the crossing is made at an angle of approximately 90 degrees;
- the off-highway motorcycle is brought to a complete stop before crossing the shoulder or main-traveled way of the road;
- the driver yields the right-of-way to all oncoming traffic that constitutes an immediate hazard;
- in crossing a divided road, the crossing is made only at an intersection of the road with another public road; and
- if the crossing is made between the hours of ½ hour after sunset to ½ hour before sunrise or in conditions of reduced visibility, only if both front and rear lights are on.



OFF-ROAD VEHICLES (ORV)

ORV EDUCATION AND SAFETY TRAINING

Age 16 and older

An ORV environmental and safety training course is available for persons age 16 or older. The course, available on a flash drive, covers ORV familiarization, operating procedures, law, towing procedures, ethics, safety hazards, and environmental considerations. It is not required by law to take the course, but it is highly recommended. The cost is \$15.00. For more information, call the DNR Safety Training Program at 800-366-8917 or go to mndnr.gov/safety/vehicle/orv



ORV YOUTH OPERATORS

Under age 16

A person under 16 years of age may not operate an ORV. The owner of an ORV may not allow it to be operated by a person under age 16.

ORV GENERAL OPERATIONS

- All ORV passengers and operators must wear seat belts.
- A valid driver's license is required to cross roads. The only exception is portions of a designated trail that specifically include a road right-of-way.
- ORVs are required to have lights on while crossing public roads ½ hour after sunset to ½ hour before sunrise, and during periods of reduced visibility.
- You may operate on state forest roads, trails and lands as described on page 34. You may not operate an ORV within the right-of-way of an interstate highway, or within a public road right-of-way, except on a designated trail.



Photo: MN4WDA

TRAIL PASSES

Resident

A Minnesota resident may purchase a 30 day ORV trail pass to try out ORV trails.

Nonresident

A nonresident operating an ATV, OHM, or ORV on state and grant-in-aid trails is required to have a nonresident trail pass, unless specified below:

- The ATV or OHM trail pass must be available for inspection when requested by a law enforcement officer.
- The pass is not required if the nonresident operator is driving an ATV that is registered in Minnesota.
- The ORV trail pass must be displayed on the vehicle where it is readily visible.
- Nonresidents do not need a pass if operating on a portion of an ATV, OHM or ORV trail that is owned by the person or the person's spouse, child, or parent, or if the ATV, OHM or ORV is registered in Minnesota.
- Duplicate nonresident ATV, OHM and ORV trail passes are available.

Trail passes required (examples not to scale):



Resident ORV Trail Pass



Nonresident ORV Trail Pass



Nonresident OHM Trail Pass



Nonresident ATV Trail Pass

EQUIPMENT REQUIREMENTS FOR ATV, OHM AND ORV

The following are required for all off-highway vehicles operated on public lands, waters, trails, and public streets and roads open to vehicle use.

Brakes

Brakes must control movement and stop and hold the vehicle.

Throttle

Throttle must return the engine to idle when pressure to advance the throttle is removed.

Mufflers

- Mufflers must have a federally approved spark arrestor.
- Overall noise emission from ATVs and ORVs may not exceed 99 decibels at a distance of 20 inches.
- OHMs that are not competition cycles, and were manufactured in or after 1986, may not exceed noise emissions of 96 decibels at a distance of 20 inches.
- Mufflers may not be altered to increase motor noise, or have a cutout, bypass, or similar device except if used at organized events.

Towing

- A straight-arm bar must be used to tow a trailer or other device containing passengers.
- A disabled vehicle being towed may contain a person to steer.
- At least 16 square inches of reflective material that is unobstructed and visible must be mounted on each side and at the rear of a trailer or other device.
- Recommend passengers wear approved DOT helmets for their safety.

Lights

- The headlight and taillight must be lighted at all times if the vehicle is equipped with headlight and taillight.

ENFORCEMENT

Conservation officers, deputy sheriffs, police officers, and state troopers all enforce off-highway vehicle rules. You must stop when signaled by a law enforcement officer.

Penalties

- Fleeing a law enforcement officer on an OHV is a felony and the OHV used may be forfeited.
- A violation of an ATV, OHM or ORV law is a misdemeanor.
- Most operation, registration and trespass violations also can be enforced by issuing a civil citation and can include restitution.
- Fines for second or subsequent violations in wetlands, including the use of snorkel devices or for careless or reckless operation, can be more than double.
- Carelessly and recklessly upsetting the natural and ecological balance of a wetland is a gross misdemeanor, and the vehicle may be forfeited upon a second gross misdemeanor of this type.

Violator training and suspension

An individual who is convicted of violating a law related to the operation of an ATV must successfully complete the ATV safety online training course before continuing operation of an ATV.

An individual who is convicted for a second or subsequent excess speed, trespass, or wetland violation in an all-terrain vehicle season, or any conviction for careless or reckless operation of an ATV, must successfully complete the ATV safety online training course and the testing and operating course components of ATV safety training before continuing operation of an ATV.

An individual who receives three or more citations and convictions for violating a law related to the operation of an ATV in a two-year period must successfully complete the ATV safety online training course and the testing and operating course components of all-terrain vehicle safety training before continuing operation of an ATV.

In addition to the training requirements listed here, operating privileges are automatically suspended for one year for:

- Conviction for carelessly and recklessly upsetting the natural and ecological balance of a wetland (gross misdemeanor violation).
- Operation on unfrozen public water, or in a state park, SNA, or WMA.
- Willful, wanton or reckless disregard for the safety of persons or property.
- Carelessly upsetting the natural and ecological balance of a wetland or public waters wetland.

Reporting stolen, abandoned or destroyed vehicles

A registered off-highway vehicle that is abandoned, stolen or destroyed must be reported to the DNR License Center within 15 days. There is no fee.

Accident reports

To report an OHV accident, call 911. The officer investigating an OHV accident must file a written report to the DNR within 10 days if the accident resulted in a human injury requiring medical attention, hospitalization or death; or total damage of \$300 or more for ORVs, or \$500 or more for ATVs and OHMs.

Odometer tampering

It is unlawful to knowingly tamper with an OHV odometer with the intent to defraud by reflecting a lower mileage than the true mileage, the same as other motor vehicles.

Operating while intoxicated

Operating an off-highway vehicle while under the influence of alcohol, a controlled substance, or other hazardous substance is unlawful.

Operators who are impaired may be required to submit to tests by a law enforcement officer. Refusal to submit to the test is a crime and the person's ATV, snowmobile, and motorboat operating privileges will be suspended during the same time period as their driver's license privileges.

Continued...

Persons who test .08 or more—regardless of what vehicle type they are operating—will lose their ATV, snowmobile, and motorboat operating privileges, during the same time period as their motor vehicle driver's license privileges.

Off-highway vehicle DWI violations convictions and refusals are recorded on the violator's driver's license record and may affect their driver's license privileges.

An operator, who is found to be impaired or has an alcohol concentration of .08 or more, can be charged with a misdemeanor, gross misdemeanor, or felony level DWI.

Persons convicted of a DWI may be subject to one or more of the following: Fines; jail time; loss of OHV ATV, snowmobile, and motorboat operating privileges; forfeiture of the OHV; loss of motor vehicle driver's license privileges and motor vehicle plate impoundment.

The underage not-a-drop provisions in the DWI laws apply to ATVs and other off-road recreational vehicles, including loss of driver's license and OHV and motorboat operating privileges.

Open bottle law

It is unlawful for a person to drink or consume alcoholic beverages when an OHV is operated on a roadway or shoulder of a roadway that is not a part of a designated trail for that vehicle type.

Trespass

Ask first. You must have permission to enter legally posted land or agricultural land. Trespass laws apply to all outdoor recreation, including off-highway vehicle riding. Further information on trespass laws can be found in the *Minnesota Hunting and Trapping Regulations Handbook* at mndnr.gov/regulations

You may not: wound or kill another person's domestic animal; destroy private property; pass through a closed gate without returning it to the original position; stray off marked state trails.

Agricultural land is broadly defined. All planted grassland, hay land and short-rotation woody cropland also meet the definition of agricultural land. These lands do not need to be posted. Entering without permission is trespassing.

OHV riding restrictions during deer hunting season

OHV trails and routes on state forest lands are closed to ALL recreational off-highway vehicle riding (ATV and OHM) during firearms deer season where deer may be taken by rifle in Hunting Zone A, Series 100 and portions of Series 200. See the *Minnesota Hunting and Trapping Regulations Handbook* at mndnr.gov/regulations for dates and zones annually. Persons possessing a valid deer license may use an ATV in these areas only:

- before legal shooting hours (½ hour before sunrise).
- from 11 a.m. and 2 p.m.
- after legal shooting hours (½ hour after sunset).

Forest roads remain open to OHV use.

PUBLIC LANDS AND TRAILS

STATE FOREST LANDS

Minnesota state forests have been classified into three groupings for off-highway and motor vehicle use: managed, limited and closed. For a complete listing of state forest classifications see page 37. You can ride your OHV on state forest roads and trails in accordance with state forest motor vehicle use classifications and regulations.

- In managed state forests north of U.S. Highway. 2, OHVs may operate on mapped trails and other existing routes that are not gated or posted “closed.”
- In both managed and limited state forests, forest roads are open to OHV use unless posted “closed.”
- In limited state forests, OHV operation is allowed only on signed and mapped routes that are open for that type of OHV use. For example, trails can be designated for ATV, OHM, and/or ORV use.

Seasonal or temporary road and trail closures

Closures may be imposed at any time due to trail repairs, wet soil conditions, logging operations, or other natural resource protection or public safety concerns. Most often, closures happen during spring thaw or following a heavy summer rainfall. Closures are unpredictable, so always check mndnr.gov/ohv before you ride (updated Thursdays after 2 p.m.). State forest trails are closed during the Firearms Deer hunting season for recreational riding.

Example of a temporary road or trail closure signs:

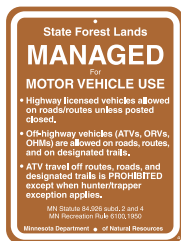


Events on state forest lands

The DNR may provide temporary exceptions to the general rules for a specific state park, forest campground, forest day-use area, or state forest lands for emergencies or authorized special events. Notice of the exception will be plainly posted at the site. To hold a special event on state forest lands, a permit is required. Contact the Minnesota DNR Information Center.

Continued...

Where you can ride:



In a managed forest on all state forest roads, trails and nondesignated routes unless posted “closed.”



In a limited forest on forest roads and on trails designated and signed to permit specific motor vehicle use and on trails specifically designated and signed for a vehicle type. For example, trails can be designated for ATV, OHM, and/or ORV use.



In a closed forest on frozen public waters.

You may not ride:

- In a state forest classified as “closed.”
- Within the boundaries of an area that is posted and designated as “closed.”
- On designated non-motorized trails unless also posted open for a specific motorized use.
- Off of routes, roads and designated trails except when hunter/trapper exception applies. (See the *Minnesota Hunting and Trapping Regulations Handbook* at mndnr.gov/regulations for more information).
- On forest lands in a manner that causes erosion or rutting or that damages or destroys trees or growing crops (the rutting provision does not apply on designated motorized trails).
- On or over lakes, rivers or streams except:
 - › when the water body is ice-covered, or
 - › at a bridge, culvert or designated low-water crossing.
- During deer hunting season, you may not ride on state forest trails in areas of the state where deer may be taken by rifle, unless you possess a deer hunting license. State forest roads remain open.

Continued...

Off-road or off-trail travel

Traveling off roads and trails is prohibited on state lands. See *Minnesota's Hunting and Trapping Regulations Handbook* at mndnr.gov/regulations for more information.

Big game hunting/trapping exceptions

Persons with a valid hunting, trapping, or commercial license in possession may travel off-road and off-trail on Class 1 ATVs to:

- retrieve big game (September to December);
- hunt for big game and construct stands (October to December);
- trap during the open season for protected furbearers; or
- trap for minnows under certain conditions.

Persons with a valid hunting, trapping or commercial license in possession may use Class 2 ATVs, ORVs and highway-licensed vehicles (HLVs) to travel on:

- forest trails designated for ORV use; or
- a route not designated for other uses or posted “closed” in managed forests. See *Minnesota's Hunting and Trapping Regulations Handbook* at mndnr.gov/regulations for more information.

Firearms deer hunting

On public lands a person possessing a valid deer license may operate an off-highway vehicle during the firearms deer season only:

- before legal shooting hours (½ hour before sunrise);
- from 11 a.m. until 2 p.m.; or
- after legal shooting hours (½ hour after sunset).

Areas with limitations

The big game hunter/trapper exceptions do not apply in areas signed and mapped as “No Motorized Travel.” It also does not apply within the Richard J. Dorer Memorial Hardwood State Forest.

Other restrictions and prohibitions

- Unauthorized trail construction is not allowed on state forest lands.
- Motor vehicles must be operated in a manner that does not cause damage to the road, land or other natural resources. Motor vehicle use causing erosion, rutting or damage to trees is prohibited.
- In Richard J. Dorer Memorial Hardwood State Forest, motor vehicles may operate only on forest roads that are not posted “closed” and on forest trails that are designated for motorized use.

Continued...

State forest classifications

Some state forests have more than one motor vehicle use classification and are listed below more than once.

Managed state forests

Beltrami Island	Koochiching
Big Fork	Lake of the Woods
Blackduck	Lost River
Cloquet Valley (portions)	Northwest Angle
Finland (portions)	Pine Island
George Washington (portions)	Red Lake
Grand Portage (portions)	Smokey Bear
Kabetogama	Sturgeon River (portions)

Limited state forests

Badoura	Lake Jeanette (portions)
Bear Island	Land O' Lakes
Bowstring	Lyons
Buena Vista (portions)	Mississippi Headwaters
Burntside (portions)	Nemadji
Centennial	Pat Bayle
Chengwatana	Paul Bunyan
Cloquet Valley (portions)	Richard J. Dorer Memorial Hardwood
Crow Wing	Remer
Daughters of the American Revolution	Rum River
Emily	St. Croix
Finland (portions)	Savanna
Fond Du Lac	Smoky Hills
Foothills	Snake River (portions)
General C.C. Andrews	Solana
George Washington (portions)	Sturgeon River (portions)
Golden Anniversary	Two Inlets
Grand Portage (portions)	Wealthwood
Hill River	White Earth
Huntersville	Waukenabo

Closed state forests

Battleground	Lake Isabella
Birch Lakes	Lake Jeanette (portions)
Buena Vista (portions)	Pillsbury
Burntside (portions)	Sand Dunes
Cloquet Valley (portions)	Snake River (portions)
Finland (portions)	Sturgeon River (portions)
George Washington (portions)	Welsh Lake
Insula Lake	Whiteface River

NATIONAL FOREST LANDS

The U.S. Forest Service, the National Park Service, and the U.S. Fish and Wildlife Service regulate motor vehicle use on federal lands. Check with the managing agency before riding on these lands.

The Motor Vehicle Use Map (MVUM) is the legal guide for motor vehicle use on the national forests. The MVUM is updated annually and available at no charge at the forest supervisor or ranger district offices.

You may ride an OHV and highway-licensed vehicles (HLV) on national forest roads or trails designated open to these uses on the MVUM map.

You may not ride on national forest roads that are signed, gated, bermed with dirt, rocks, trees, etc., or not designated “Open” on the MVUM map.

For information about national forests, contact:

Chippewa National Forest
218-335-8600
www.fs.usda.gov/chippewa

Superior National Forest
218-626-4300
www.fs.usda.gov/superior

COUNTY FOREST LANDS AND TRAILS

Counties may have adopted different off-highway vehicle regulations, which includes county administered land within state forest boundaries. For information on regulations, roads and trails on county land, please contact that county directly.

GeoPDF MAPS FOR YOUR DEVICE

Don't get lost in the woods, navigate large remote areas using DNR Geospatial PDFs “GeoPDFs” on your mobile device. Display your current location like Google Maps™, but you don't have to be connected to the internet or have cell service while using the maps.

Website: mndnr.gov/mobile/geopdf/index.html



FOR MORE INFORMATION

Where to ride your off-highway vehicle

dnr.state.mn.us/ohv/az.html

Safety training

Minnesota Department of Natural Resources

Safety Training Program—Camp Ripley

15011 HWY 115, Little Falls, MN 56345

800-366-8917

mndnr.gov/safety/vehicle

State trails

Minnesota Department of Natural Resources—Information Center

500 Lafayette Rd., St. Paul, MN 55155-4040

651-296-6157 or 888-MINNDNR

findthetrails.com

Off-highway vehicle registration

Minnesota Department of Natural Resources—License Center

500 Lafayette Rd., St. Paul, MN 55155-4026

651-296-2316 or 800-285-2000

mndnr.gov/rlp

CALL US

Interpreters are available to answer all of your questions

License, titling and registration: M-F 8 a.m.-4:30 p.m.

General information: M-F 8 a.m.-6 p.m. and Sat. 8 a.m.-4:30 p.m.

info.dnr@state.mn.us

888-MINNDNR or 651-296-6157

For more information on OHV trails, maps, trip planning, safety training, rules and regulations, trail closures and more, visit mndnr.gov/ohv.

To contact a conservation officer call 888-MINNDNR or 651-296-6157.



MinnesotaDNR



@mndnr



Minnesota Department of Natural Resources

500 Lafayette Road

St. Paul, MN 55155-4040

888-MINNDNR or 651-296-6157

mndnr.gov

The Minnesota DNR prohibits discrimination in its programs and services based on race, color, creed, religion, national origin, sex, public assistance status, age, sexual orientation or disability. Persons with disabilities may request reasonable modifications to access or participate in DNR programs and services by contacting the DNR ADA Title II Coordinator at info.dnr@state.mn.us or 651-296-6157.

Discrimination inquiries should be sent to Minnesota DNR, 500 Lafayette Road, St. Paul, MN 55155-4049; or Office of Civil Rights, U.S. Department of the Interior, 1849 C. Street NW, Washington, D.C. 20240.

©2021, State of Minnesota, Department of Natural Resources

Printed on recycled paper containing a minimum of 10 percent post-consumer waste and vegetable-based ink.

ENF_0001_22

OFFICE OF THE MINNESOTA SECRETARY OF STATE



REGISTER TO VOTE

www.sos.state.mn.us/elections-voting