



Pyrotechnic Device Health and Safety Precautions


 **WARNING:** Service and handling of Pyrotechnic Components is restricted to qualified personnel. The required qualifications vary by region. Always observe local laws and legislative directives regarding Pyrotechnic Components service and handling. Failure to follow this instruction may result in serious personal injury or death.


 **WARNING:** Always carry a live airbag with the deployment door, trim cover or tear seam pointed away from the body. Do not place a live airbag down with the deployment door, trim cover or tear seam facing down. Failure to follow these instructions may result in serious personal injury in the event of an accidental deployment.


 **WARNING:** Always carry or transport a live safety belt inflator with the safety belt buckle bolt installed in the inflator tube hand tight. Failure to follow this instruction may result in serious personal injury in the event of an accidental deployment.


 **WARNING:** Deploy all supplemental restraint system (SRS) devices (air bags, pretensioners, load limiters, etc.) outdoors with all personnel at least 9 meters (30 feet) away to make sure of personal safety. Due to the loud report which occurs when an SRS device is deployed, hearing protection is required. Failure to follow these instructions may result in serious personal injury.


 **WARNING:** Do not bleach or re-dye the safety belt webbing, as the webbing may weaken. Failure to follow this instruction may increase the risk of serious personal injury or death in a crash.


 **WARNING:** If a vehicle has been in a crash, inspect the Restraints Control Module (RCM) and impact sensor mounting areas for any damage or deformation. Also inspect the related components for any cracks, damage, or loose fasteners. If the mounting area is damaged, restore the area(s) to the original production configuration. After repairing the mounting area(s), the original RCM or impact sensor in that location must be replaced with a new component, regardless of whether the airbags have deployed. Failure to follow these instructions may result in serious personal injury or death in a crash.


 **WARNING:** If a vehicle has been in a crash with side air bag deployment, replace the seat backrest cover, seat backrest foam, side airbag and inspect the side airbag mounting areas for deformation. If damaged, install a new seat backrest frame. Failure to follow these instructions may result in serious personal injury or death in a crash.

 **WARNING:** All safety belt components must be inspected and corrected as part of any collision repair. Inspect all safety belt components as prescribed by Safety Belt Inspection and Repair After a Collision found in Section 501-20A General Procedures of this manual. Failure to follow this instruction may result in incorrect operation of the safety belt system and increase the risk of serious personal injury or death in a crash.


 **WARNING:** Anytime the Safety Canopy or side air curtain has deployed, a new headliner and new roof pillar upper trim panels with attaching hardware must be installed. Make sure the headliner includes the word AIRBAG where it meets each roof B-pillar trim panel. Remove any other damaged components or hardware and replace with new. Always use new torque-prevailing type J-nuts when installing the Safety Canopy. Failure to follow these instructions may result in the Safety Canopy or side air curtain deploying incorrectly and increases the risk of serious personal injury or death in a crash.


 **WARNING:** Do not repair or service restraint component connector terminals. If restraint connector terminals need repair, replace with the service connector pigtailed. Failure to follow this instruction may result in incorrect operation of the vehicle safety restraint, which increases the risk of serious personal injury or death in a crash.


 **WARNING:** Never disassemble or tamper with seat belt deployable components, including pretensioners, load limiters and inflators. Never back probe deployable device electrical connectors. Tampering or back probing may cause an accidental deployment and result in personal injury or death.


 **WARNING:** Never tamper with, repair, or modify a Restraints Control Module (RCM) or any other Supplemental Restraint System (SRS) component. Failure to follow this instruction may result in incorrect operation of the Supplemental Restraint System (SRS), which increases the risk of serious personal injury or death in a crash.


 **WARNING:** Never probe the electrical connectors on airbag, Safety Canopy or side air curtain assemblies. Failure to follow this instruction may result in the accidental deployment of these assemblies, which increases the risk of serious personal injury or death.


 **WARNING:** Do not handle, move or change the original horizontal mounting position of the restraints control module (RCM) while the RCM is connected and the ignition switch is ON. Failure to follow this instruction may result in the accidental deployment of the Safety Canopy and cause serious personal injury or death.


 **WARNING:** Do not obstruct or place objects in the deployment path of the Safety Canopy or side air curtain assembly. Never insert any type of fastener or tie strap around any portion of the Safety Canopy, side air curtain assembly, or related interior trim panel. Failure to follow this instruction may result in the Safety Canopy or side air curtain deploying incorrectly and increases the risk of serious personal injury or death in a crash.


 **WARNING:** Occupant Classification System (OCS) parts are calibrated as an assembly and must only be replaced in the configuration they are sold. Never separate parts of an assembly. Failure to follow this instruction may result in incorrect operation of the OCS and increases the risk of serious personal injury or death in a crash.


 **WARNING:** Never allow oil, grease, water or foreign contaminants to get on/in the occupant classification system (OCS) components or electrical connectors. Failure to follow this instruction may result in incorrect operation of the OCS and increases the risk of serious personal injury or death in a crash.


 **WARNING:** Always tighten the fasteners of the restraints control module (RCM) and impact sensor (if equipped) to the specified torque. Failure to do so may result in incorrect restraint system operation, which increases the risk of personal injury or death in a crash.


 **WARNING:** Always carry a live Safety Canopy or side air curtain assembly with the tear seam pointed away from your body. Failure to follow this instruction may result in serious personal injury or death in the event of an accidental deployment.

 **WARNING:** Do not paint any airbag trim covers or deployment doors. Paint may cause the airbag to deploy incorrectly. Failure to follow this instruction may increase the risk of serious personal injury or death in a crash.


 **WARNING:** Always carry the live hood actuator by holding it around the cylinder with the mounting bracket up and with the cap pointing away from the body. Always place the live hood actuator on its side with the cap pointing away from people. Never place anything in front of the cap. Failure to follow these instructions may result in serious personal injury in the event of an accidental deployment.

 **WARNING:** If a vehicle has been in a pedestrian impact, inspect the impact sensor mounting areas for damage. If damaged, a new bumper cover must be installed. New pedestrian impact sensors must be installed. Failure to follow these instructions may result in serious personal injury or death in a pedestrian impact.

 **WARNING:** Do not repair or service pedestrian protection system component connector terminals. If pedestrian protection system connector terminals need repair, replace with the service connector pigtailed. Failure to follow this instruction may result in incorrect operation of the vehicle pedestrian protection system, which increases the risk of serious personal injury or death in a pedestrian impact.

 **WARNING:** Never tamper with, repair, or modify a pedestrian protection system component. Failure to follow this instruction may result in incorrect operation of the pedestrian protection system, which increases the risk of serious personal injury or death in a pedestrian impact.

 **WARNING:** Never probe the electrical connectors on pedestrian protection system pyrotechnic assemblies. Failure to follow this instruction may result in the accidental deployment of these assemblies, which increases the risk of serious personal injury or death.

 **WARNING: Pyrotechnic components are very hot immediately after deployment and might be covered with pyrotechnic residuals. Do not handle pyrotechnic components immediately after deployment. Always wear protective gloves, safety glasses and breathing protection to prevent skin contact and inhaling of pyrotechnic residuals. Failure to follow this instruction may result in serious personnel injury.**

© Copyright 2026, Ford Motor Company.
